

Objective Concepts (Kim, Kim's, teacher, teacher's, Mrs.; controlled "ea" - learn); Sight words (grade, name, learn, gives)



Vocabulary	
grade	learn
name	gives

A Kiss for Kim

By: Sue Peterson

Kim's mother takes Kim to school on the first day of first grade. Kim likes the school, first grade, and all of her new friends. Kim's mother likes the school and likes to see Kim's new school friends.

Today, Kim's mother and Kim meet the teacher. The teacher's name is Mrs. Brown. Mrs. Brown tells them about first grade. The class will learn to read many books. They will learn to write their A,B,C's. They will learn so many things in first grade.

Kim's mother says good-bye to Kim and her friends. She says good-bye to Mrs. Brown. Then, Kim's mother gives a kiss to Kim.

"Have a good day in first grade, Kim!"

Practice

1. Fill in the blank. Use "a".

grade g r _ _ d e g r _ _ d e g r _ _ d e

name n _ _ m e n _ _ m e n _ _ m e

2. Copy.

learn _____ _____

gives _____ _____

3. Answer the question. Use a sentence.

What does Kim's mother do at school?

Kim's mother _____

_____.

Objective Concepts (parade; past tense verbs - took, rode, walked, saw, got, had, ate, clapped, was); Sight words (candy, clowns, clown's),



Vocabulary	
candy	clown's
clowns	

The Parade

By: Sue Peterson

My mother took my brother Bill and me to the fun parade on Monday. There were children who rode in cars in the parade and children who walked behind the cars. I saw three pretty white horses walking in the parade. I saw some big dogs running in the parade, too.

I got lots of candy from the clowns in the parade. The clowns had on purple hats and big, orange pants. I saw a clown's puppy with a purple hat and orange pants on it, too!

After the parade, I ate my candy and I clapped and clapped. It was a fun parade to see with my brother and my mother. It was a fun parade to see the pretty horses, big dogs, clowns, and puppy with purple hats and orange pants, too!

Practice

1. Fill in the blank.

candy

c _ _ n d y

c _ _ n d y

clowns

c l _ _ _ n s

c l _ _ _ n s

2. Matching.

take – took
ride – rode
walk – walked

take	walked
ride	rode
walk	took

see – saw
get – got
have – had

see	had
get	saw
have	got

eat – ate
clap – clapped
is – was

eat	clapped
clap	was
is	ate

3. Draw a picture.



A fun parade!

Objective Concepts (2-D and 3-D shapes); Sight words (flat, drawing, depth, box, tent)



Vocabulary	
flat	tent
drawing	box
depth	

2-D and 3-D Shapes

By: Sue Peterson

2-D shapes are flat. They are made by drawing one line like a circle ○. They are made by drawing three lines like a triangle △ or by drawing 4 lines like a square □.

3-D shapes are solid shapes. They have depth. So a circle ○ is 2-D, but a sphere ⊙ is 3-D. A square □ is 2-D, but a cube ◻ is 3-D.

A triangle △ is 2-D, but a pyramid ▲ is 3-D. A circle ○ is flat. A sphere ⊙ is round. A square □ is flat. A cube ◻ is a box. A triangle △ is flat. But a pyramid ▲ is like a tent.

Practice

1. Fill in the blank. Use "a".

flat

fl__t

fl__t

drawing

dr__wing

dr__wing

2. Copy.

deapth

d__pth

d__pth

teat

t__nt




t__nt




boax




b__x



b__x

3. Matching.

square	_____	
circle	_____	
triangle	_____	

square		
circle		
triangle		

pyramid	_____	
sphere	_____	
cube	_____	

pyramid		
sphere		
cube		